




**DON WOOD** Inc.

[www.donwoodinc.com](http://www.donwoodinc.com)

# IN - SITU DOUBLE WALL FIBERGLASS TANK CONSTRUCTION

FDEP EQ# -  
979



**EXCLUSIVELY INSTALLED BY DON WOOD INC**

**2024**



# TABLE OF CONTENT

↘ INTRODUCTION TO RAFIBRAS  
DOUBLE WALL SYSTEM

---

↘ BENEFITS OF THE  
RAFIBRAS SYSTEM

---

↘ STEP-BY-STEP  
INSTALLATION PROCESS

---

↘ WHY CHOOSE DON WOOD INC.?

---

↘ THE DON WOOD INC.  
DIFFERENCE

---

↘ TESTIMONIALS

---

↘ CONTACT INFO/NEXT STEPS

---




# Unmatched Tank Protection

- Cutting-edge double wall protection for underground fuel tanks
- Complies with global environmental safety standards
- 100% fiberglass construction ensures high durability and corrosion resistance
- Multi-layer protection with interstitial monitoring for leak detection
- Suitable for above and underground tanks

**RAFIBRAS DOUBLE  
WALL SYSTEM**



DON WOOD INC.



# KEY BENEFITS OF THE RAFIBRAS DOUBLE WALL SYSTEM



- Advanced multi-layer fiberglass protection
- Long-term leak protection with a 3D interstitial space
- Electronic monitoring system ensures early leak detection
- Reduces environmental risks and maintains regulatory compliance



# STEP-BY-STEP INSTALLATION PROCESS

# 1. MOBILIZATION & SAFETY SETUP

Secure facility for uninterrupted operations during tank upgrade.



## 2.DEGASIFICATION

Purge vapors from the tank for a safe working environment.



ECO-FILTER removes fuel vapors before clean air is released into the environment

### 3.EQUIPMENT REMOVAL

Remove old pumps and equipment in the tank sump.





# 4. TANK CLEANING & EVALUATION

Thorough cleaning and evaluation to prepare for installation.



## 5.SURFACE PREPARATION


Repair and prepare the tank surface including adhesion tests





## 6. LAYER 1 – YELLOW

First layer of protection installed.



## 7. LAYER 2 – BLUE

Second protective layer applied.

## 8. INTERSTITIAL SPACE INSTALLATION





3D layer for leak monitoring, tubing installed.





# 9. LAYER 3 – GREEN



Third layer installed. First pressure test of interstitial space.




# 10. LAYER 4 – ORANGE



## 11. FINAL BLACK COATING

Final coating and pressure testing to 30 PSI (2 BAR).



# 12. TOP EQUIPMENT REPLACEMENT



Restore and replace tank top equipment.

BEFORE





## 13.ELECTRONIC MONITORING SYSTEM

Permanent pressure monitoring system installed.





# OUR COMMITMENT TO QUALITY & SAFETY

**1**

**RIGOROUS PRESSURE  
TESTING AFTER EVERY  
LAYER**

**2**

**FINAL TESTING AT 30 PSI  
ENSURES LEAK-PROOF  
RELIABILITY**

**3**

**CONTINUOUS ELECTRONIC  
MONITORING SYSTEM FOR  
LONG-TERM SECURITY**





# WHY DON WOOD INC.?

## Established Legacy

Established in 1957, Don Wood Inc. has over 65 years of industry expertise

## Proven Success

Proven track record of delivering fuel systems and tank solutions across the Southern USA.

## Comprehensive Tank Management

Specializing in comprehensive tank management services, from installation to maintenance.

## Regulatory Compliance Experts

Deep knowledge of environmental regulations ensures your facility stays compliant.



July 23, 2024

DON WOOD INC.

# THE DON WOOD INC. DIFFERENCE



## ↘ **END-TO-END SERVICE**

Complete project management from planning and mobilization to final installation and ongoing monitoring

## ↘ **SAFETY FIRST APPROACH**

Adhering to the highest safety and compliance standards, ensuring your facility's continuous operation

## ↘ **CUTTING-EDGE TECHNOLOGY**

Utilizing the latest in tank safety technology with our permanent electronic monitoring systems

## ↘ **CUSTOMER-CENTRIC**

Customized solutions tailored to meet your facility's unique needs with excellent customer support.

**Exclusive Partner for Rafibras:** The only authorized installer of the Rafibras Double Wall System in the U.S.

DON WOOD INC.



# THANK YOU

[WWW.DONWOODINC.COM](http://WWW.DONWOODINC.COM) 407-293-0891



QUESTIONS? CONTACT US!

